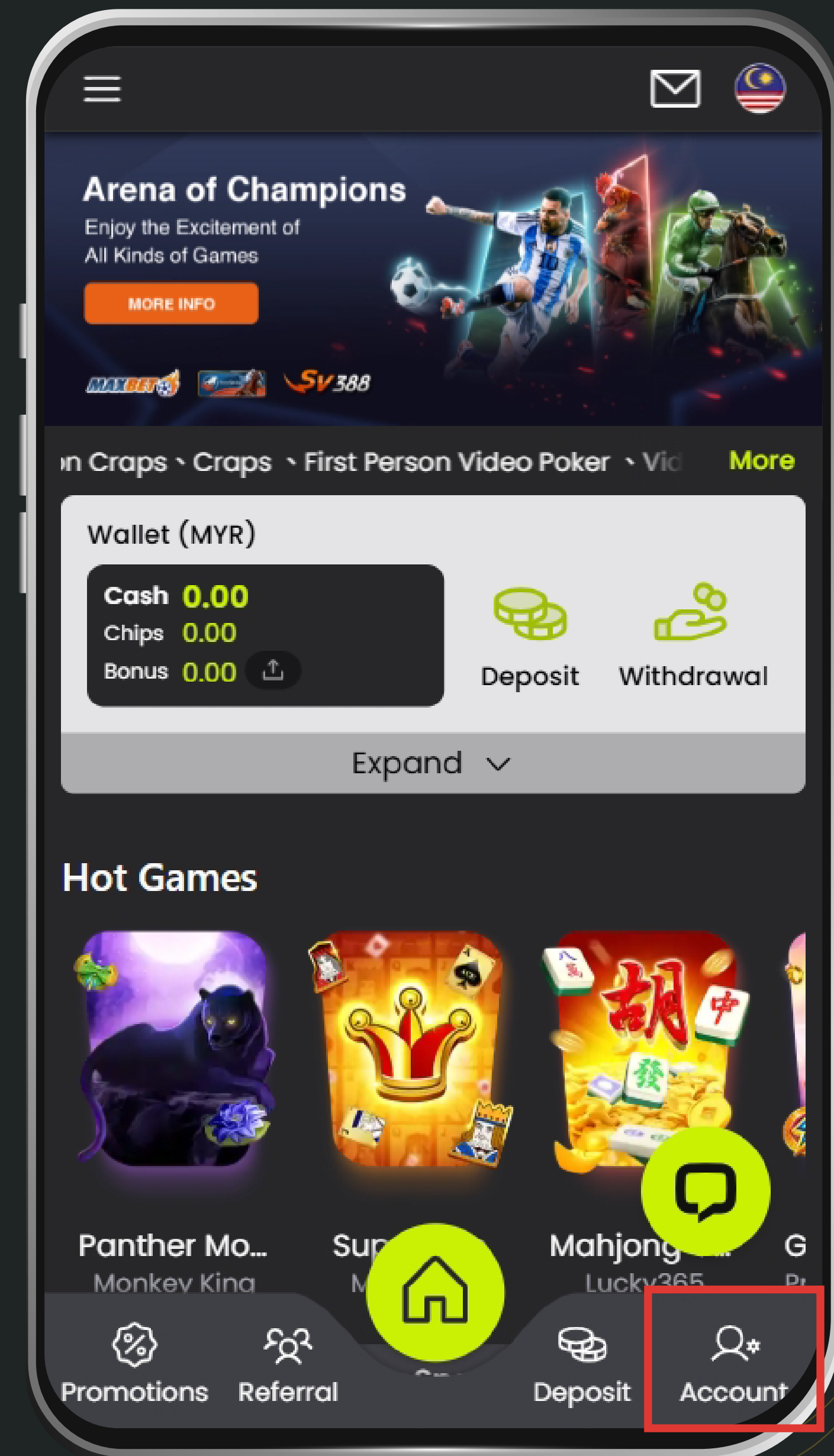


Change Password

.....

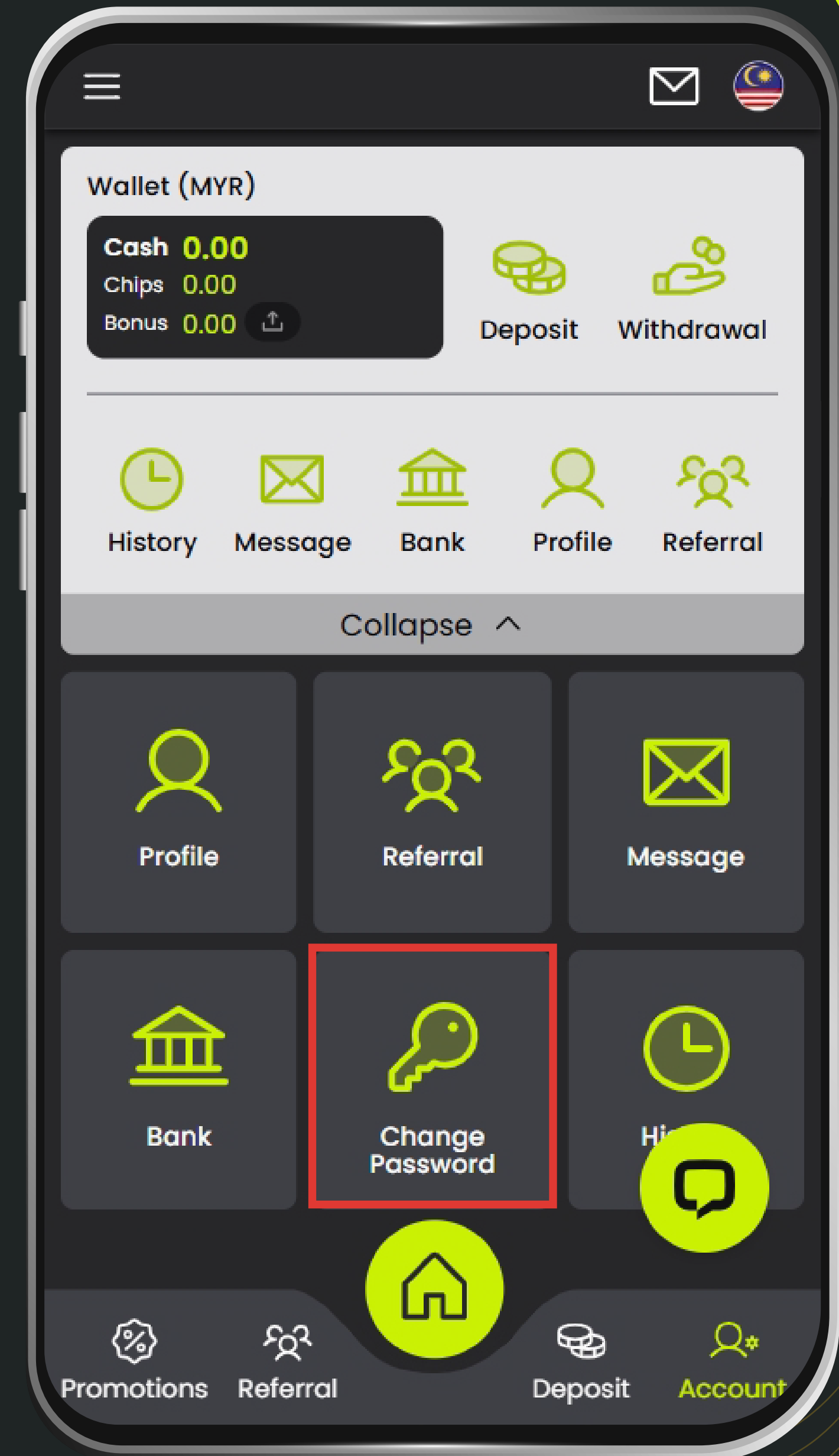
1

Click “Account”.



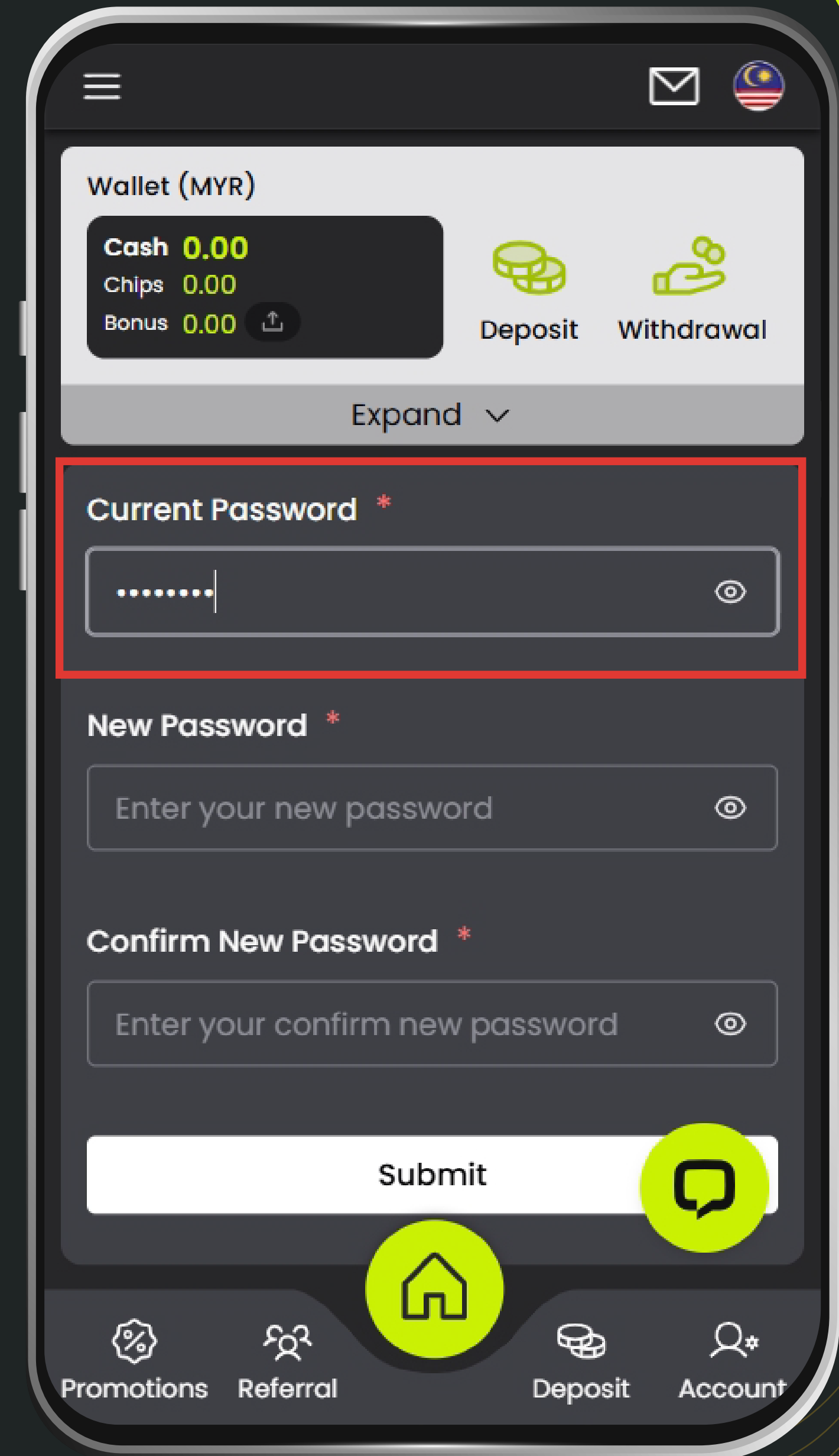
2

Click “Change Password”.



3

Enter “Current password”.



The image shows a mobile application interface for changing a password. At the top, there is a header with a menu icon, an envelope icon, and a Malaysian flag. Below the header is a 'Wallet (MYR)' section displaying 'Cash 0.00', 'Chips 0.00', and 'Bonus 0.00' with an upward arrow icon. To the right of the wallet section are 'Deposit' and 'Withdrawal' buttons with corresponding coin and hand icons. Below the wallet section is an 'Expand' button with a downward arrow. The main form area contains three sections: 'Current Password *' with a red asterisk and a password input field containing seven dots and a toggle icon; 'New Password *' with a red asterisk and a password input field containing the placeholder text 'Enter your new password' and a toggle icon; and 'Confirm New Password *' with a red asterisk and a password input field containing the placeholder text 'Enter your confirm new password' and a toggle icon. Below the form fields is a white 'Submit' button with a green speech bubble icon. At the bottom of the screen is a navigation bar with four icons: a percentage sign for 'Promotions', two people for 'Referral', a house for 'Home' (which is highlighted with a green circle), and a person with a plus sign for 'Account'.

Wallet (MYR)

Cash 0.00
Chips 0.00
Bonus 0.00

Deposit Withdrawal

Expand

Current Password *

.....

New Password *

Enter your new password

Confirm New Password *

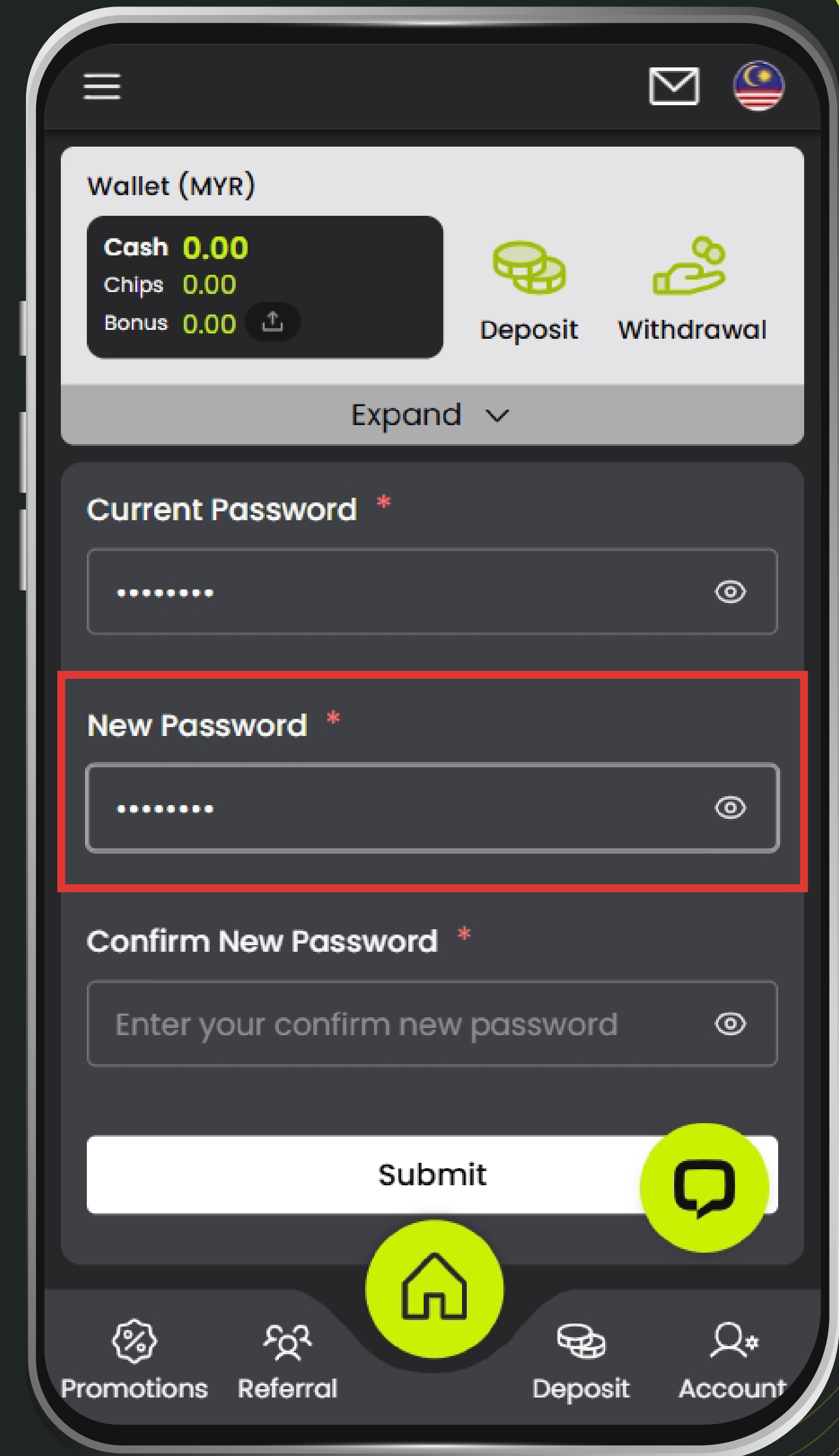
Enter your confirm new password

Submit

Promotions Referral Home Deposit Account

4

Enter “New Password”.



The image shows a mobile application interface for changing a password. At the top, there is a 'Wallet (MYR)' section with a dark background, displaying 'Cash 0.00', 'Chips 0.00', and 'Bonus 0.00' with a small upward arrow icon. To the right of the wallet section are icons for 'Deposit' and 'Withdrawal'. Below the wallet section is an 'Expand' button with a downward arrow. The main form area has a dark background and contains three password input fields, each with a red asterisk indicating a required field. The first field is labeled 'Current Password', the second is labeled 'New Password' (highlighted with a red border), and the third is labeled 'Confirm New Password'. Each field has a placeholder text 'Enter your password' and a toggle icon for visibility. Below the input fields is a white 'Submit' button with a red speech bubble icon. At the bottom of the screen is a navigation bar with four icons: 'Promotions', 'Referral', 'Home' (highlighted with a red circle), and 'Account'.

Wallet (MYR)

Cash 0.00
Chips 0.00
Bonus 0.00

Deposit Withdrawal

Expand

Current Password *

.....

New Password *

.....

Confirm New Password *

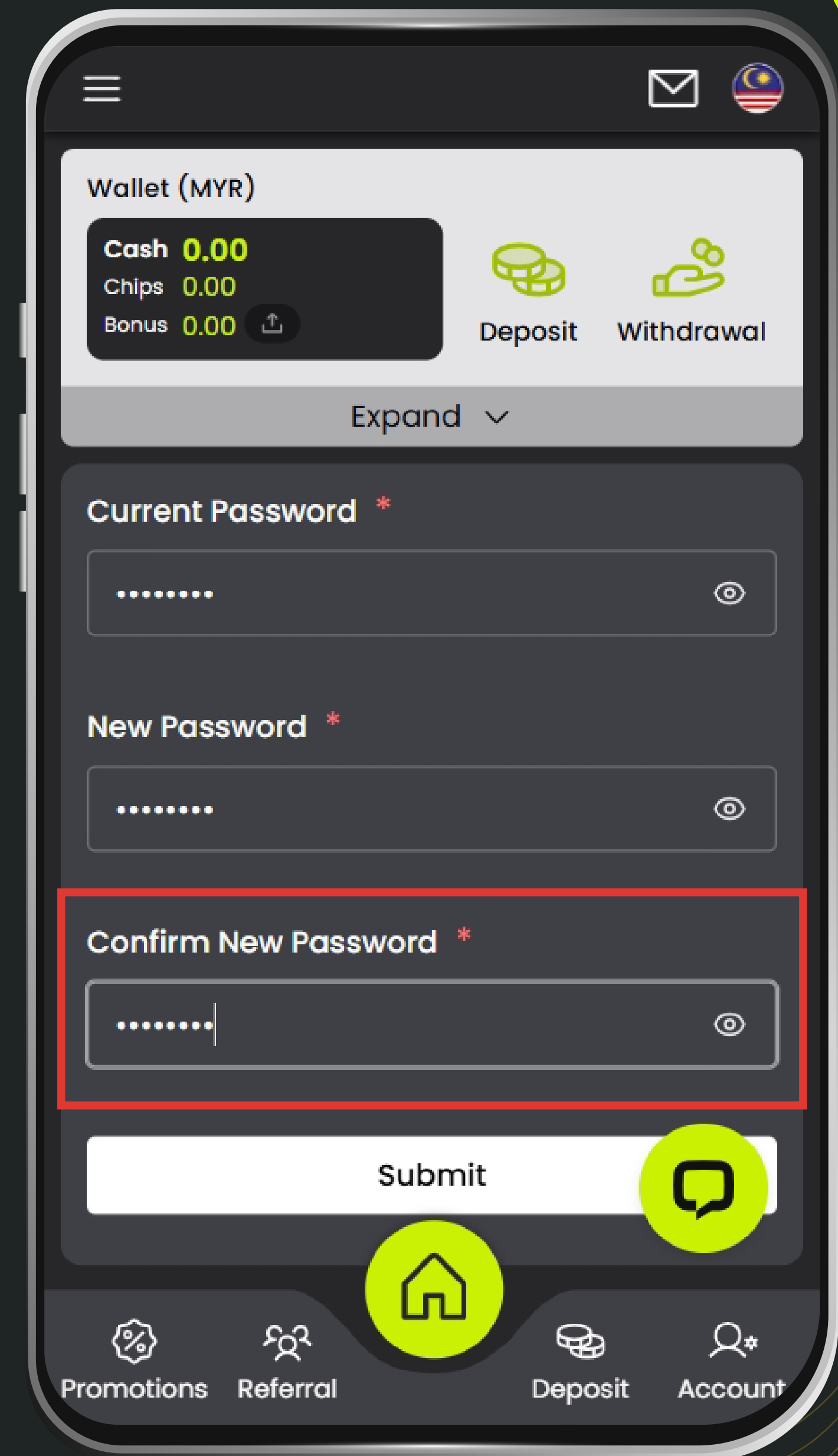
Enter your confirm new password

Submit

Promotions Referral Home Deposit Account

5

Enter
“Confirm New Password”.



The image shows a mobile application interface for a wallet. At the top, there's a header with a menu icon, an envelope icon, and a Malaysian flag. Below this is a 'Wallet (MYR)' section with a dark background. It displays 'Cash 0.00', 'Chips 0.00', and 'Bonus 0.00' with a small upward arrow icon next to the bonus. To the right of these are 'Deposit' and 'Withdrawal' buttons with corresponding icons. Below the wallet section is an 'Expand' button with a downward arrow. The main form area has three password input fields, each with a red asterisk indicating a required field. The first field is labeled 'Current Password', the second 'New Password', and the third 'Confirm New Password'. The 'Confirm New Password' field is highlighted with a red border. Each field has a toggle icon on the right. Below the fields is a white 'Submit' button. At the bottom of the screen is a navigation bar with four icons: a percentage sign for 'Promotions', two people for 'Referral', a house for 'Home' (which is highlighted with a green circle), and a person with a plus sign for 'Account'.

Wallet (MYR)

Cash 0.00
Chips 0.00
Bonus 0.00

Deposit Withdrawal

Expand

Current Password *

New Password *

Confirm New Password *

Submit

Promotions Referral Home Deposit Account

6

Change password successful.

The image shows a mobile application interface for a wallet. At the top, there's a header with a menu icon, an envelope icon, and a Malaysian flag. Below the header, the title "Wallet (MYR)" is displayed. A green banner with a checkmark icon and the text "Change password successful!" is shown. Below the banner is an "Expand" button with a downward arrow. The main form area contains three password input fields, each with a red asterisk indicating a required field. The first field is labeled "Current Password" and contains the placeholder text "Enter your current password". The second field is labeled "New Password" and contains the placeholder text "Enter your new password". The third field is labeled "Confirm New Password" and contains the placeholder text "Enter your confirm new password". Each field has an eye icon to toggle visibility. At the bottom of the form is a white "Submit" button. Below the form is a navigation bar with five icons: a percentage icon for "Promotions", a group of people icon for "Referral", a house icon for "Home" (which is highlighted with a red circle), a stack of coins icon for "Deposit", and a person icon for "Account".

Wallet (MYR)

✓ Change password successful!

Expand ▾

Current Password *

Enter your current password

New Password *

Enter your new password

Confirm New Password *

Enter your confirm new password

Submit

Promotions Referral Home Deposit Account