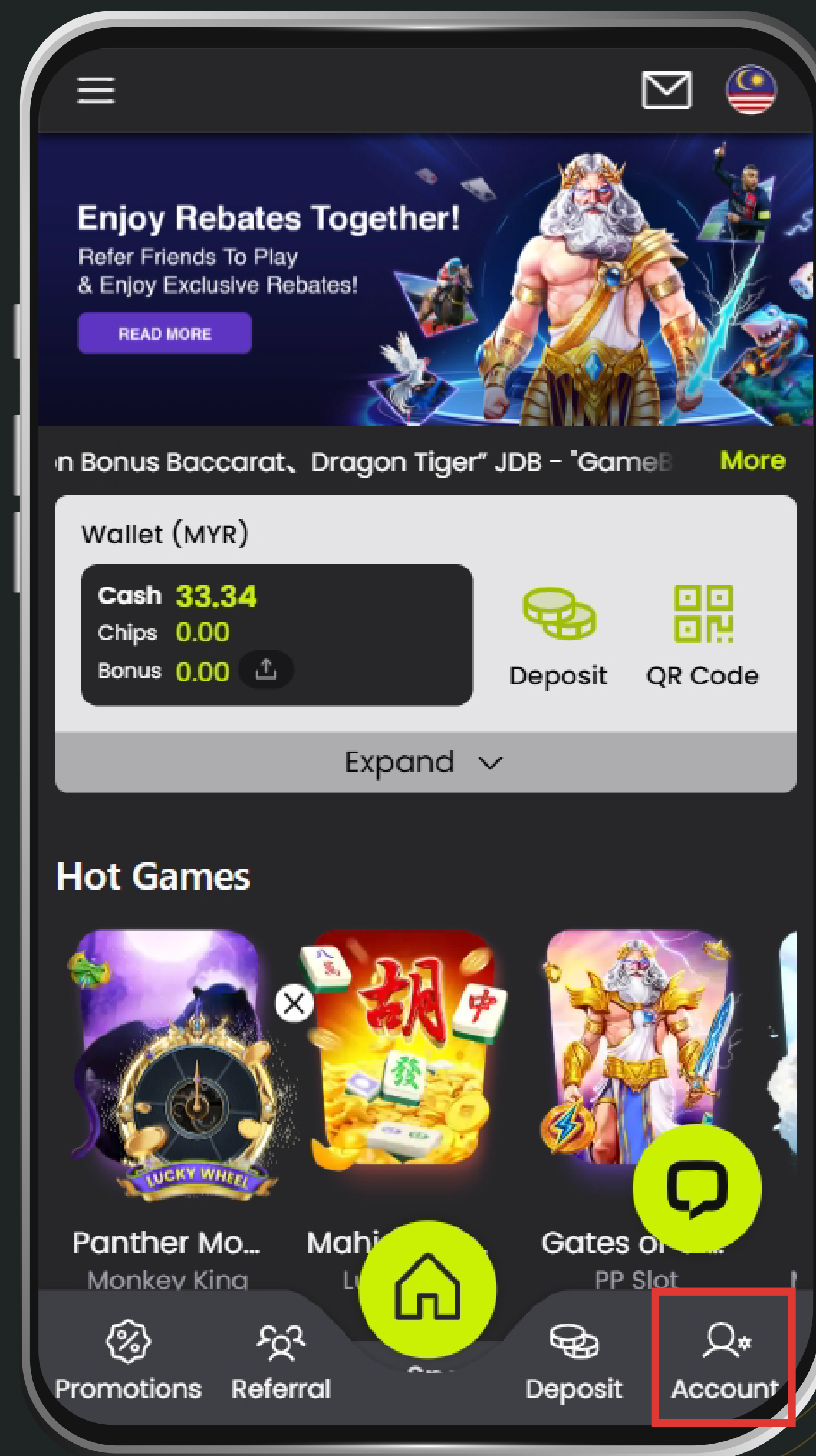


Change PIN

• • • • •

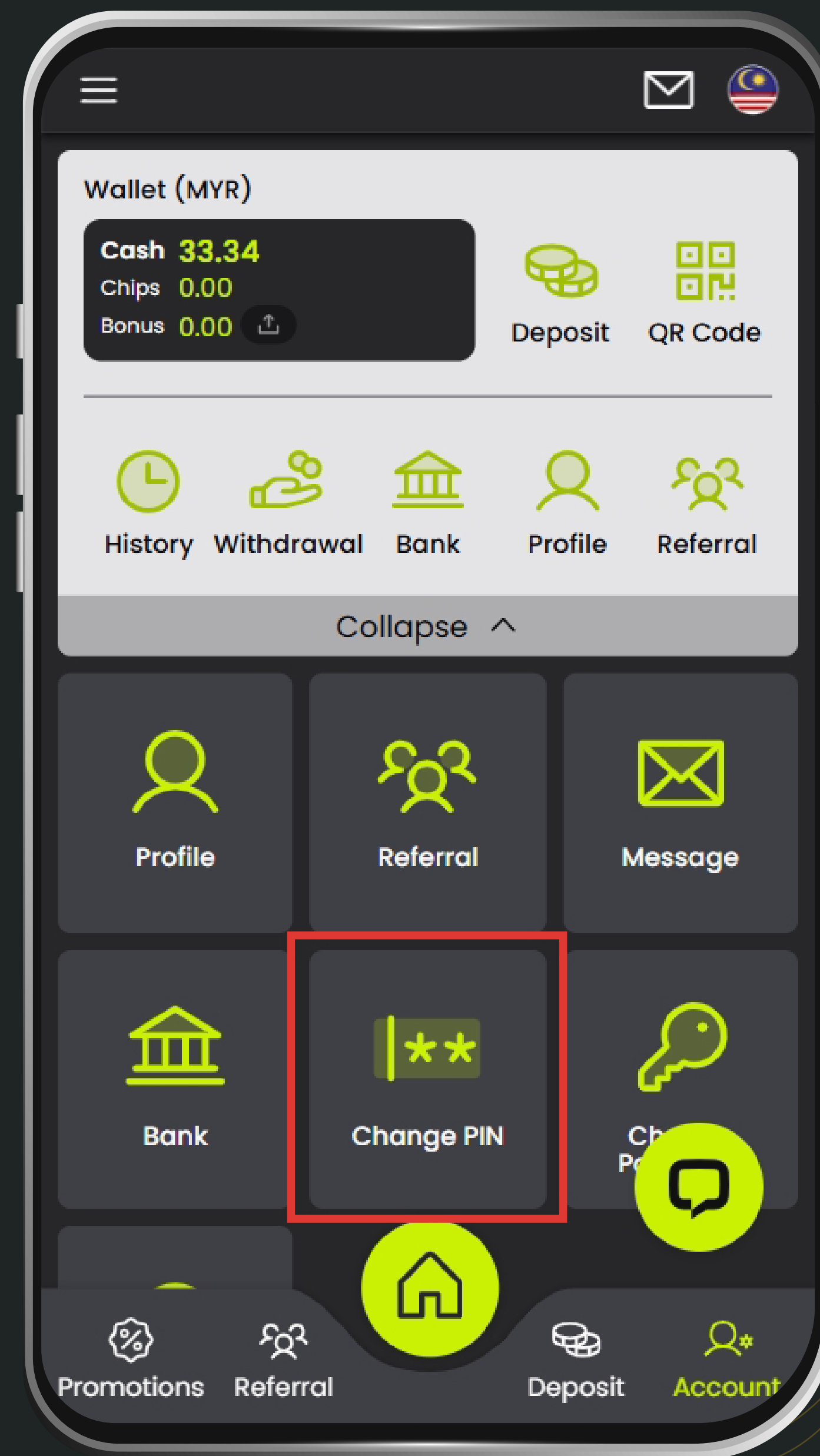
1

Click “Account”.



2

Click “Change PIN”.



3

Enter New PIN.

The image shows a mobile application interface for setting a new PIN. The screen is dark-themed with a red border highlighting the 'New PIN' section. At the top, there is a menu icon, an envelope icon, and a Malaysian flag. The 'New PIN' section has a title 'New PIN *' and six input boxes for digits. Below it is the 'Confirm New PIN *' section with six input boxes. The 'OTP Verification *' section contains a 'Contact Number' field with a dropdown for the country code (+60) and a text input for the number (18****312). Below that is a 'Mobile OTP *' section with a text input for the OTP and a 'Send' button. At the bottom of the form is a large white 'Submit' button. The bottom navigation bar has five icons: Promotions, Referral, Home (highlighted with a red circle), Deposit, and Account.

New PIN *

Confirm New PIN *

OTP Verification *

Contact Number

+60 18****312

Mobile OTP *

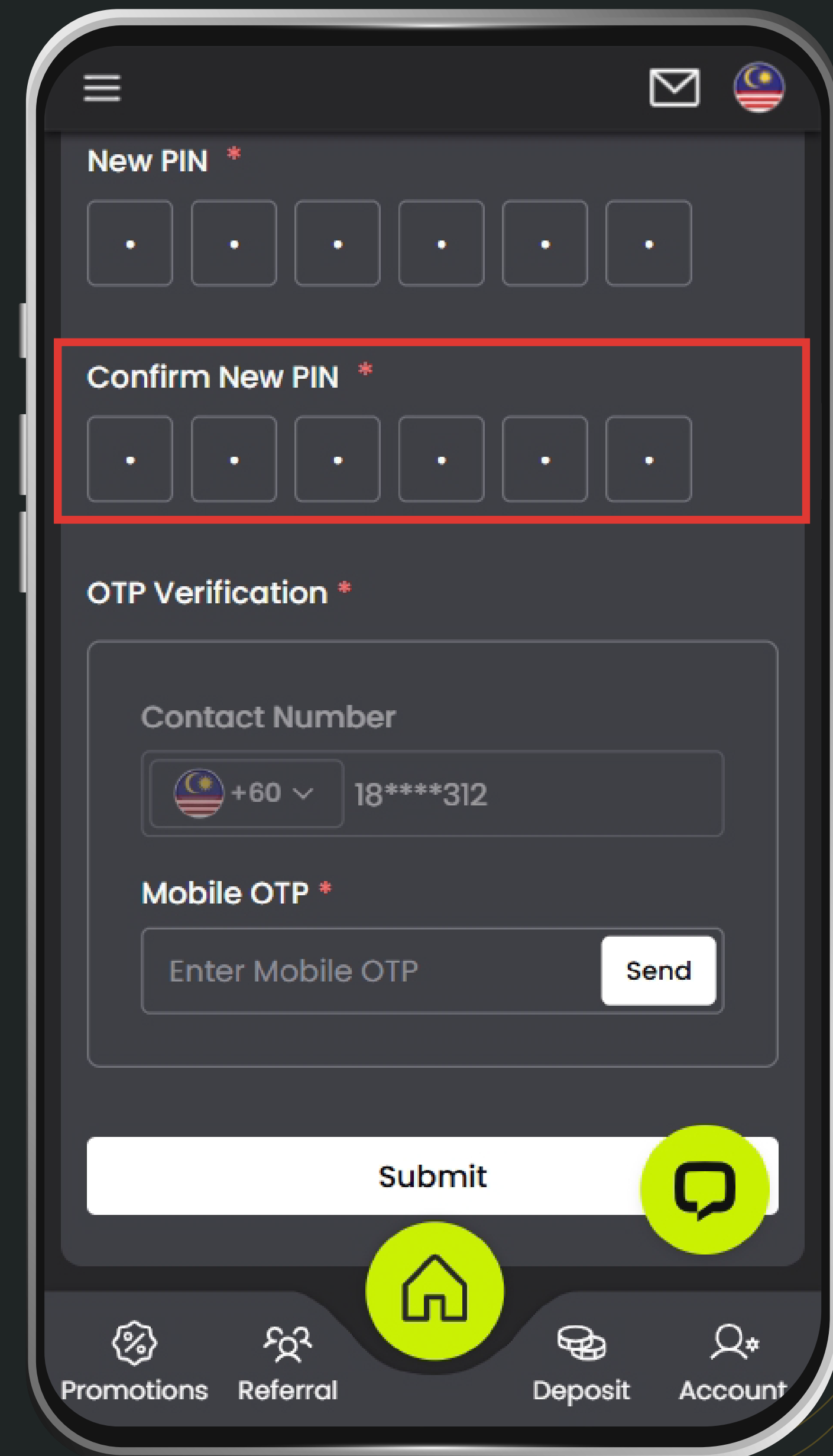
Enter Mobile OTP Send

Submit

Promotions Referral Home Deposit Account

4

Re-enter to confirm
New PIN.



The image shows a mobile application interface for setting a new PIN. The screen is dark-themed with white text and red accents. At the top, there is a menu icon, an envelope icon, and the Malaysian flag. The main content area is divided into three sections: 'New PIN', 'Confirm New PIN', and 'OTP Verification'. The 'New PIN' section has six input boxes. The 'Confirm New PIN' section, which is highlighted with a red border, also has six input boxes. The 'OTP Verification' section contains a 'Contact Number' field with a dropdown menu showing '+60' and a text field with '18****312'. Below this is a 'Mobile OTP' field with a 'Send' button. At the bottom of the form is a large white 'Submit' button. The bottom navigation bar features four icons: a percentage sign for 'Promotions', a group of people for 'Referral', a house for 'Home' (which is highlighted with a red circle), and a stack of coins for 'Deposit'. The 'Account' icon is also present.

New PIN *

Confirm New PIN *

OTP Verification *

Contact Number

+60 18****312

Mobile OTP *

Enter Mobile OTP Send

Submit

Promotions Referral Home Deposit Account

5

Click “Send”.

The image shows a mobile application interface for setting a new PIN and verifying an OTP. The interface is dark-themed with white text and red accents. At the top, there is a menu icon, an envelope icon, and the Malaysian flag. The main content area is divided into three sections: 'New PIN', 'Confirm New PIN', and 'OTP Verification'. The 'New PIN' and 'Confirm New PIN' sections each have six input boxes for digits. The 'OTP Verification' section contains a 'Contact Number' field with a dropdown menu showing '+60' and a text input field containing '18****312'. Below this is a 'Mobile OTP' section with a text input field labeled 'Enter Mobile OTP' and a 'Send' button. The 'Send' button is highlighted with a red rectangular border. At the bottom of the form is a large white 'Submit' button. The bottom navigation bar features five icons: a percentage sign for 'Promotions', two people for 'Referral', a house for 'Home' (which is highlighted with a green circle), a stack of coins for 'Deposit', and a person with a plus sign for 'Account'.

New PIN *

Confirm New PIN *

OTP Verification *

Contact Number

+60 18****312

Mobile OTP *

Enter Mobile OTP

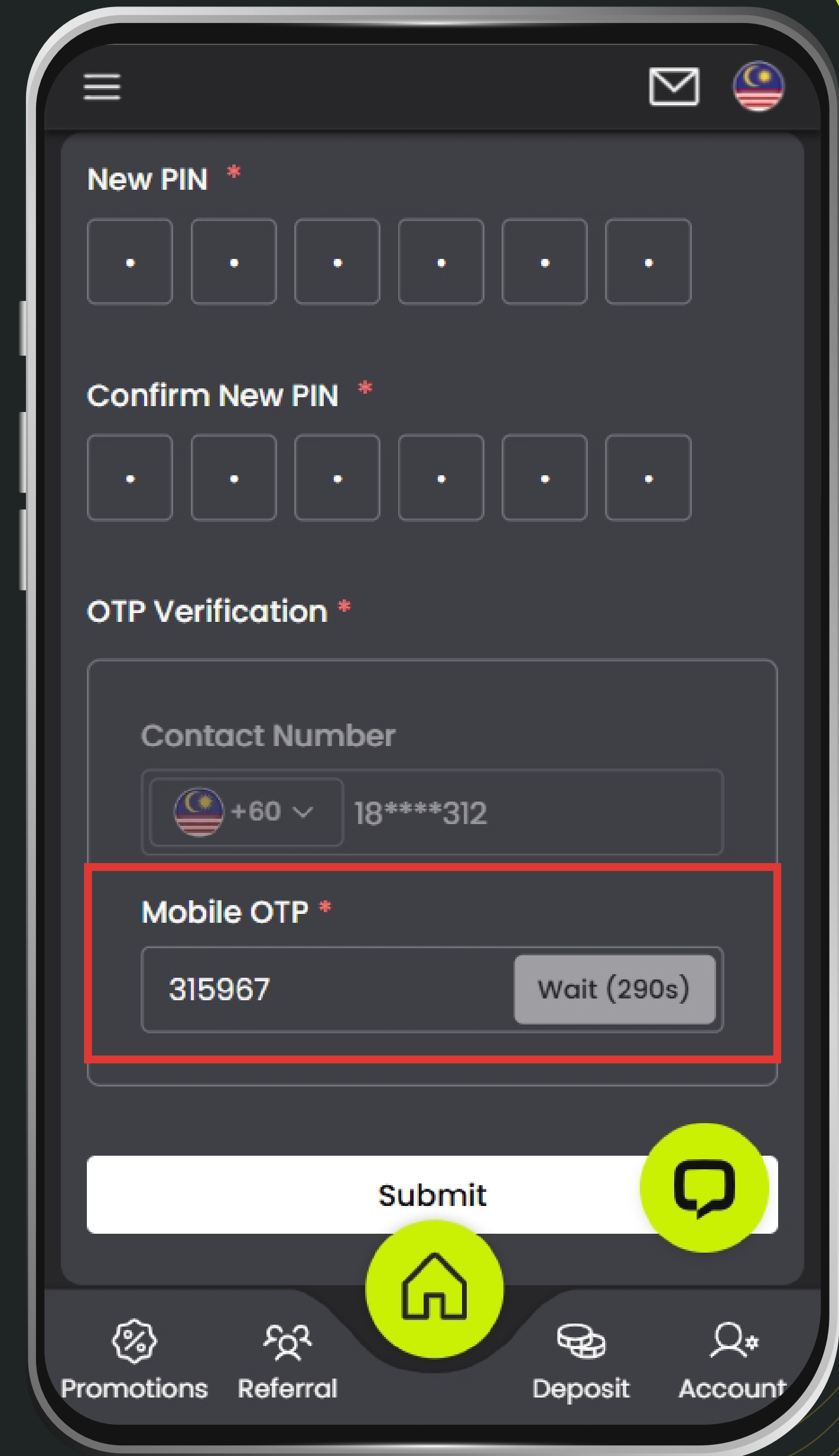
Send

Submit

Promotions Referral Home Deposit Account

6

Enter the 6-digit OTP
you received.



The image shows a mobile application interface for account verification. It features three main sections: 'New PIN' with six input boxes, 'Confirm New PIN' with six input boxes, and 'OTP Verification'. The 'OTP Verification' section includes a 'Contact Number' field with a dropdown for '+60' and a text input containing '18****312'. Below this is a 'Mobile OTP' field with a text input containing '315967' and a 'Wait (290s)' button. A red rectangular box highlights the 'Mobile OTP' input field and the 'Wait' button. At the bottom of the form is a white 'Submit' button. The app's bottom navigation bar contains four icons: 'Promotions', 'Referral', 'Home' (highlighted with a green circle), and 'Account'.

New PIN *

Confirm New PIN *

OTP Verification *

Contact Number

+60 18****312

Mobile OTP *

315967 Wait (290s)

Submit

Promotions Referral Home Deposit Account

7

Click “Submit”.

The image shows a mobile application interface for account verification. It features three main sections: 'New PIN' with six input boxes, 'Confirm New PIN' with six input boxes, and 'OTP Verification' which includes a 'Contact Number' field (showing +60 18****312) and a 'Mobile OTP' field (showing 315967). A 'Wait (280s)' button is next to the OTP field. At the bottom, a white 'Submit' button is highlighted with a red rectangle. The app's bottom navigation bar includes icons for Promotions, Referral, Home (highlighted with a yellow circle), Deposit, and Account. The top right corner shows a mail icon and the Malaysian flag.

New PIN *

Confirm New PIN *

OTP Verification *

Contact Number

+60 18****312

Mobile OTP *

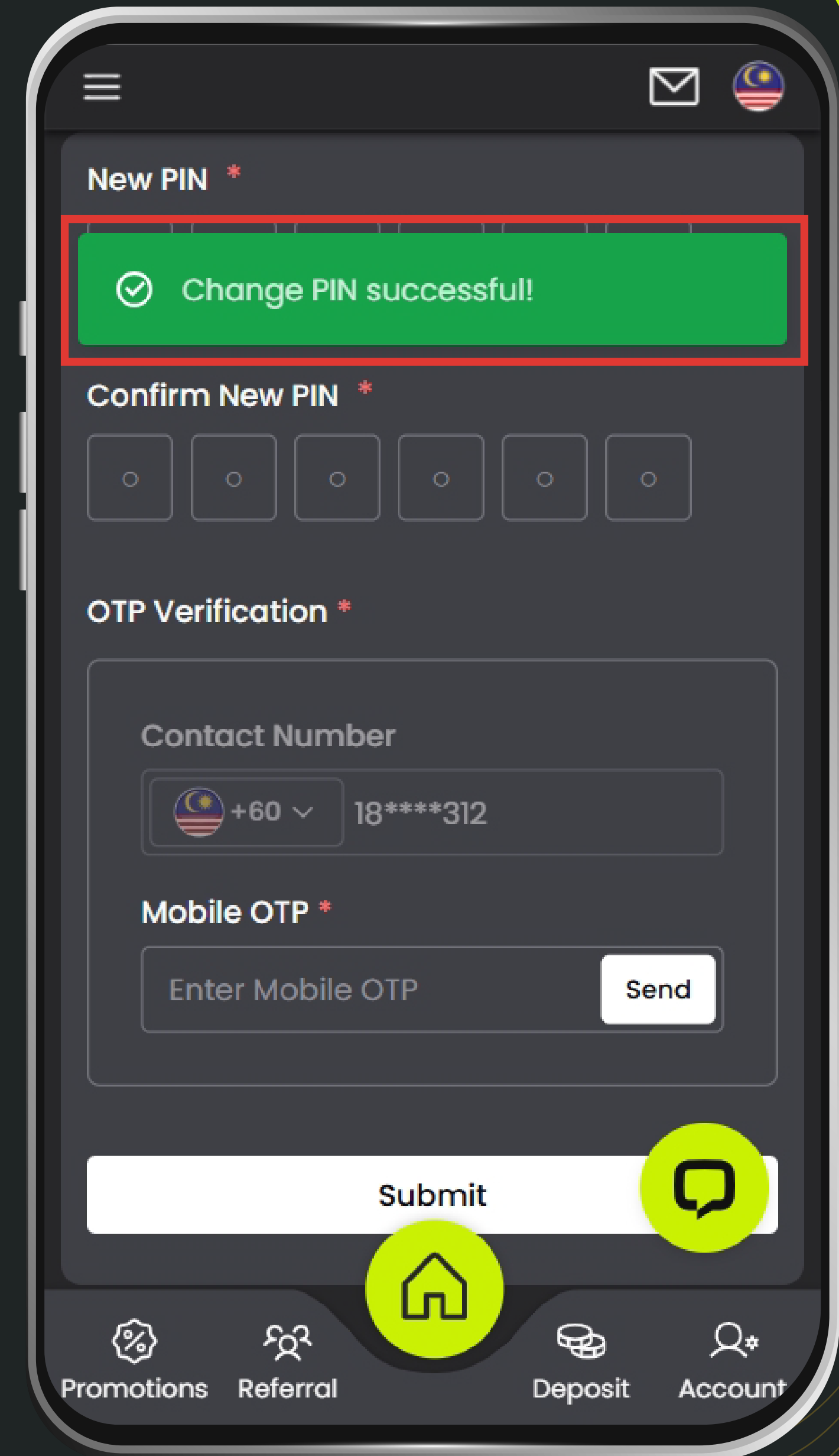
315967 Wait (280s)

Submit

Promotions Referral Home Deposit Account

8

PIN changed successfully.



The image shows a mobile application interface for changing a PIN. At the top, there is a header with a menu icon, an envelope icon, and a Malaysian flag. Below the header, the title "New PIN" is followed by a red asterisk. A green success message "Change PIN successful!" with a checkmark icon is displayed in a green box, which is highlighted by a red border. Below this, the "Confirm New PIN" section features a red asterisk and six empty input boxes. The "OTP Verification" section also has a red asterisk and contains a "Contact Number" field with a dropdown menu showing "+60" and a text input field containing "18****312". Below the contact number is a "Mobile OTP" field with a "Send" button. At the bottom of the form is a large white "Submit" button. The bottom navigation bar includes icons for "Promotions", "Referral", "Deposit", and "Account", with a home icon highlighted in a green circle.

New PIN *

Change PIN successful!

Confirm New PIN *

OTP Verification *

Contact Number

+60 18****312

Mobile OTP *

Enter Mobile OTP Send

Submit

Promotions Referral Deposit Account